



The number of animals used in the European Union (2011)

The European Commission published the “Seventh Statistical Report on the Number of Animals used for Experimental and other Scientific Purposes” in December 2013. It represents data collected by 27 Member States on the number of animals used for one year, 2011, with the exception of France which reports for 2010. See

http://ec.europa.eu/environment/chemicals/lab_animals/reports_en.htm

The latest statistics show:

- Total number of animals used in 2011 was just under 11.5 million which is a slight (4.3%) decrease from 2008 (reported as 12.0 million).
- Main user countries continue to be France, Germany, UK in that order, constituting approximately 55% of the total number of animals used throughout the EU. Use in Germany increased by 3% (to 2,073,702) while use in the UK decreased by 10% (to 2,050,458) and France by 6% to (2,200,152).
- The figures for certain species include: over 17,500 dogs (a decrease of 16%), over 350,000 rabbits (an increase of 8%) over 8,500,000 rodents (a decrease of 7%), over 3,500 cats (a decrease of 9%), over 77,000 pigs (a decrease of 17%) and over 6,000 nonhuman primates (a decrease of 36%). 34% of old world primates are still imported from non-EU countries.
- There have been significant increases in the number of animals used in certain countries, including Ireland (increase of 135% to 264,990), Czech Republic (increase of 18% to 354,196), Estonia (increase of 18% to 41,035) and Latvia (increase of 10% to 10,329).
- There were significant decreases in the number of animals reported from Malta (down 99% to just 10 animals), Luxembourg (down 87% to 502 animals), Bulgaria (down 47% to 17,259 animals) Sweden (down 44% to 271,041 animals), Cyprus (down 37% to 1,328 animals), Lithuania (down 27% to 4,067 animals), Slovakia (down 18% to 15,717 animals) and Austria (down 13% to 191,288 animals).
- The use of animals for fundamental biological research has increased by 13% to 5,290,573 animals. Fundamental biological research now accounts for 46% of the total experiments carried out. The use of animals for research and development of human and veterinary medicines has decreased by 27% to 2,158,188 animals, and now accounts for only 19% of the total number used.



- 90 animals (50 rats and 40 mice) were used for cosmetic testing despite the EU cosmetics testing ban which came into force in 2009. This was done in France and Romania with no explanation in the report.

Change over time

Figure 1 shows that there was a large decrease in the number of animals used between 1996 and 1999, a drop of nearly 2 million. However since then the numbers of animals have increased. There has been a slight decrease in 2008 and in 2011 (4%), but numbers remain similar to 1996, when the numbers were first fully reported.

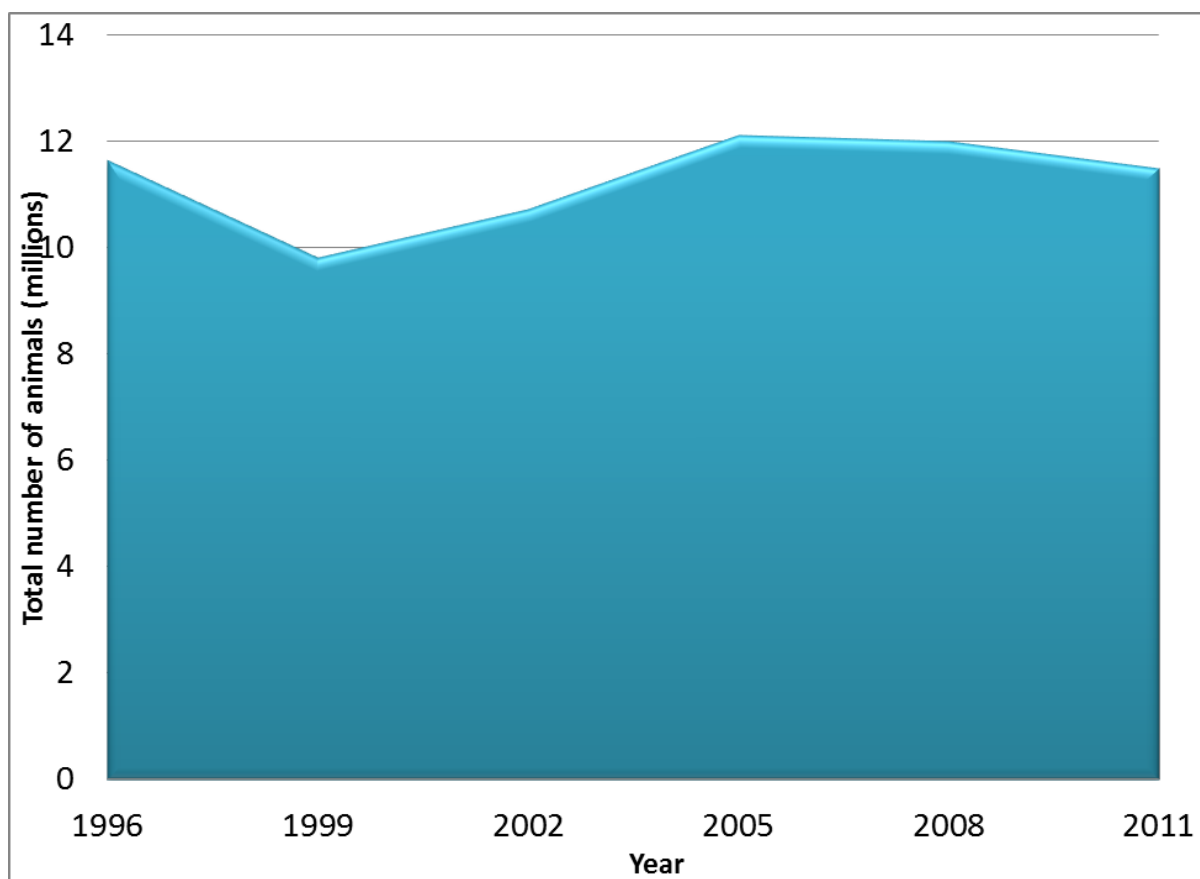


Figure 1. Total number of animals used for experimental purposes within the EU Member States in reports dating from 1996 to 2011.

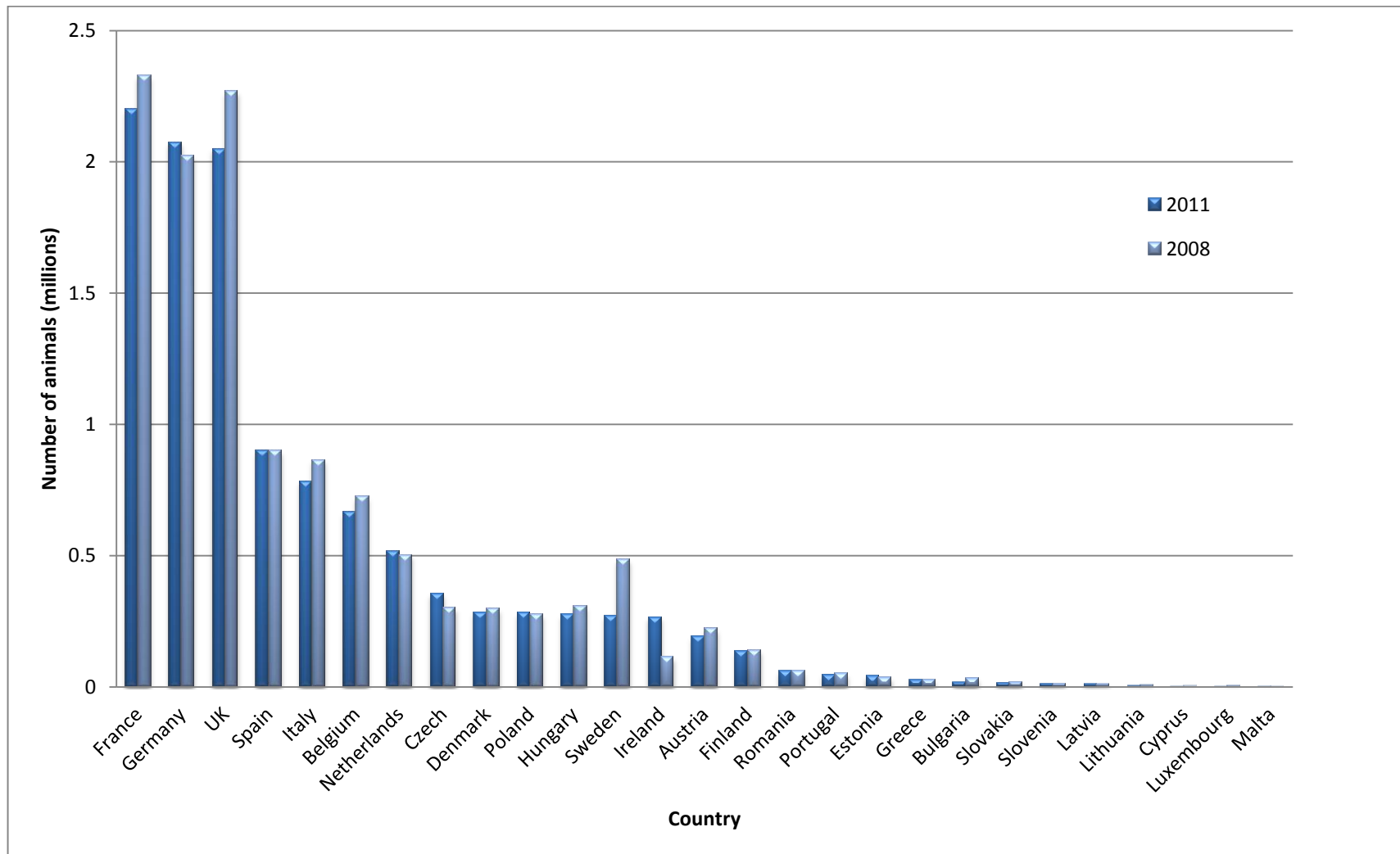


Figure 2. The total number of animals used for experimental purposes within each EU Member States in 2008 and 2011.



Table 1. Total number of animals used by each Member State in 2008 and 2011.

Country	2008	2011	% change
France	2,328,380	2,220,152	-5.5
Germany	2,021,782	2,073,702	2.6
UK	2,266,884	2,050,458	-9.5
Spain	897,859	900,127	0.3
Italy	864,318	781,815	-9.5
Belgium	725,370	665,079	-8.3
The Netherlands	501,056	514,617	2.7
Czech	300,713	354,196	17.8
Denmark	297,568	282,840	-4.9
Poland	275,888	282,160	2.3
Hungary	304,922	276,179	-9.4
Sweden	484,604	271,041	-44.1
Ireland	112,835	264,990	134.8
Austria	220,456	191,288	-13.2
Finland	138,600	136,043	-1.8
Romania	60,186	60,156	0.0
Portugal	50,888	46,556	-8.5
Estonia	34,794	41,035	17.9
Greece	28,021	28,001	-0.1
Bulgaria	32,581	17,259	-47.0
Slovakia	19,260	15,717	-18.4
Slovenia	12,438	11,874	-4.5
Latvia	9,399	10,329	9.9
Lithuania	5,582	4,067	-27.1
Cyprus	2,114	1,328	-37.2
Luxembourg	3,830	502	-86.9
Malta	694	10	-98.6

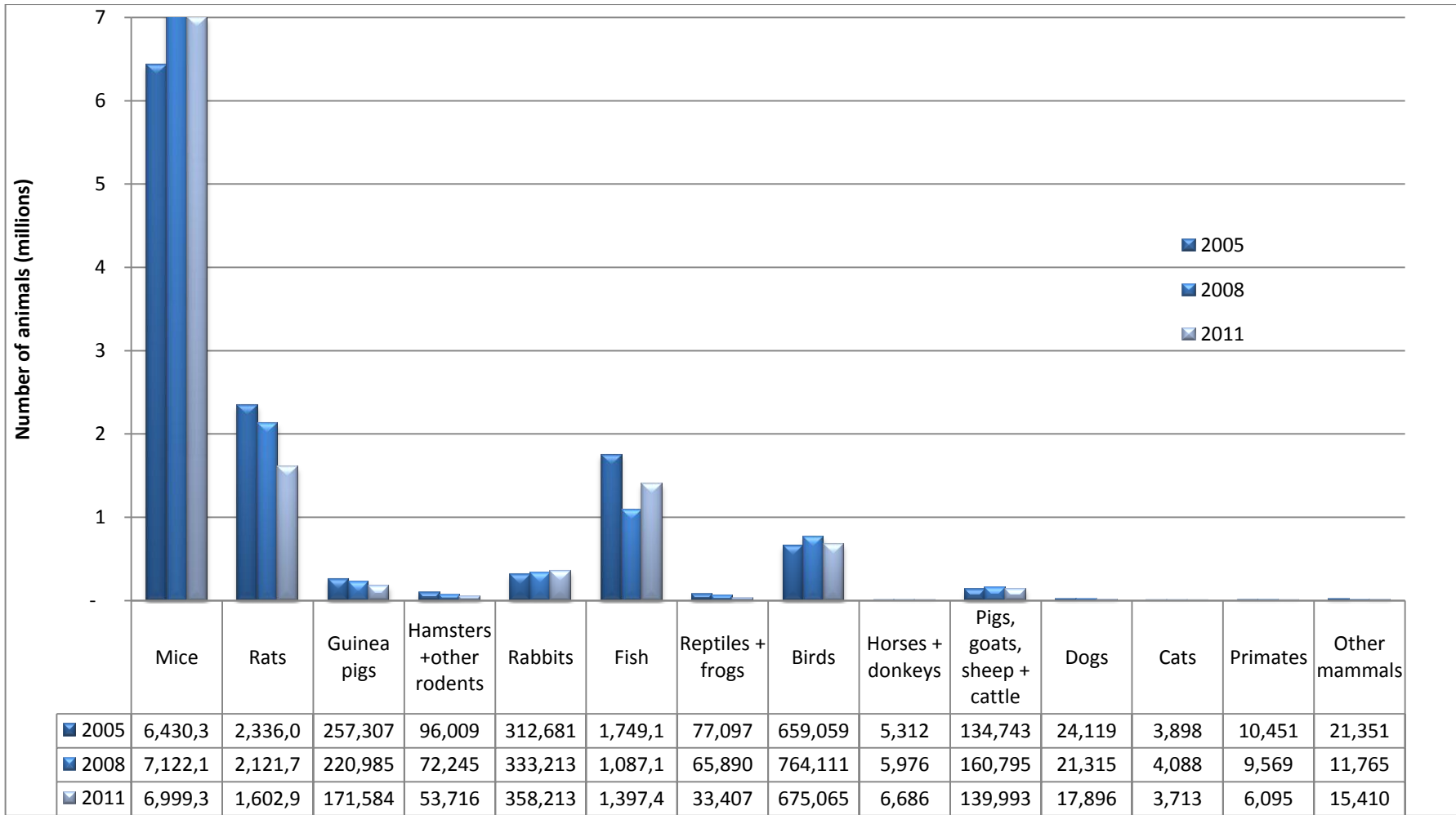


Figure 3. Numbers of types of animals used for experimental purposes in 2011 within the EU Member States.



Animal use by Member State

Figure 2 shows that the countries using the most animals for experimental purposes in 2008 and 2011 were France, Germany and the UK. As in previous years France used the most animals; in 2011 Germany slightly overtook the UK. The countries using the lowest number of animals were Luxembourg, Cyprus and Malta. Malta had the largest decrease in animal numbers in 2011 followed by Luxembourg, Bulgaria, Sweden, Cyprus, Lithuania, Slovakia and Austria. There were significant increases in animal use by Ireland, the Czech Republic and Estonia.

Types of animals used

Figure 3 shows that mice are the most used species of animal in experiments, with a slight decrease in their use in 2011 compared to 2008. The use of rats showed the biggest decrease in 2011 and there were also reductions in the number of non-human primates and dogs. The biggest increases in 2011 were in the use of rabbits and fish and there were large percentage increases in other mammals, other carnivores and equines.

Uses of animals

Figure 4 shows that fundamental biology studies is the biggest area of animal use in 2008 and 2011, whereas diagnosis of disease, and education and training were the lowest. There was a significant decrease in 2011 in the percentage of animals used for the research and development for human and veterinary medicine and dentistry.

Figure 5 shows that the majority of animals used for toxicological and safety evaluation were for human and veterinary medicine and dentistry, whilst the number of animals used for food additives, cosmetic and household product testing was significantly lower.

Figure 6 shows the biggest area of research into disease is for other human diseases (not including cardiovascular diseases, nervous and mental disorders and cancer). There was a significant increase in both human cancer and cardiovascular disease research in 2011.

Member State specifics

Table 2 highlights member state specifics.

Ireland had the largest percentage increase from 2008 (135%).

Cyprus only uses mice for experimental procedures.



Six out of the 27 countries conducted animal tests for household products with Denmark as the biggest user. Two countries conducted animal tests for cosmetics (France and Romania).

Eighteen countries did not use non-human primates in 2011, however only Portugal, Ireland and Slovenia specifically stated that non-human primates are not used. Ireland was the only country out of the three to include a reference to a policy on this issue. France used the highest number of primates followed by the UK.

Seven countries did not use either cats or dogs, including Slovenia where it is also illegal to use abandoned animals for experimental purposes. France used the most dogs and Belgium used the most cats in 2011.

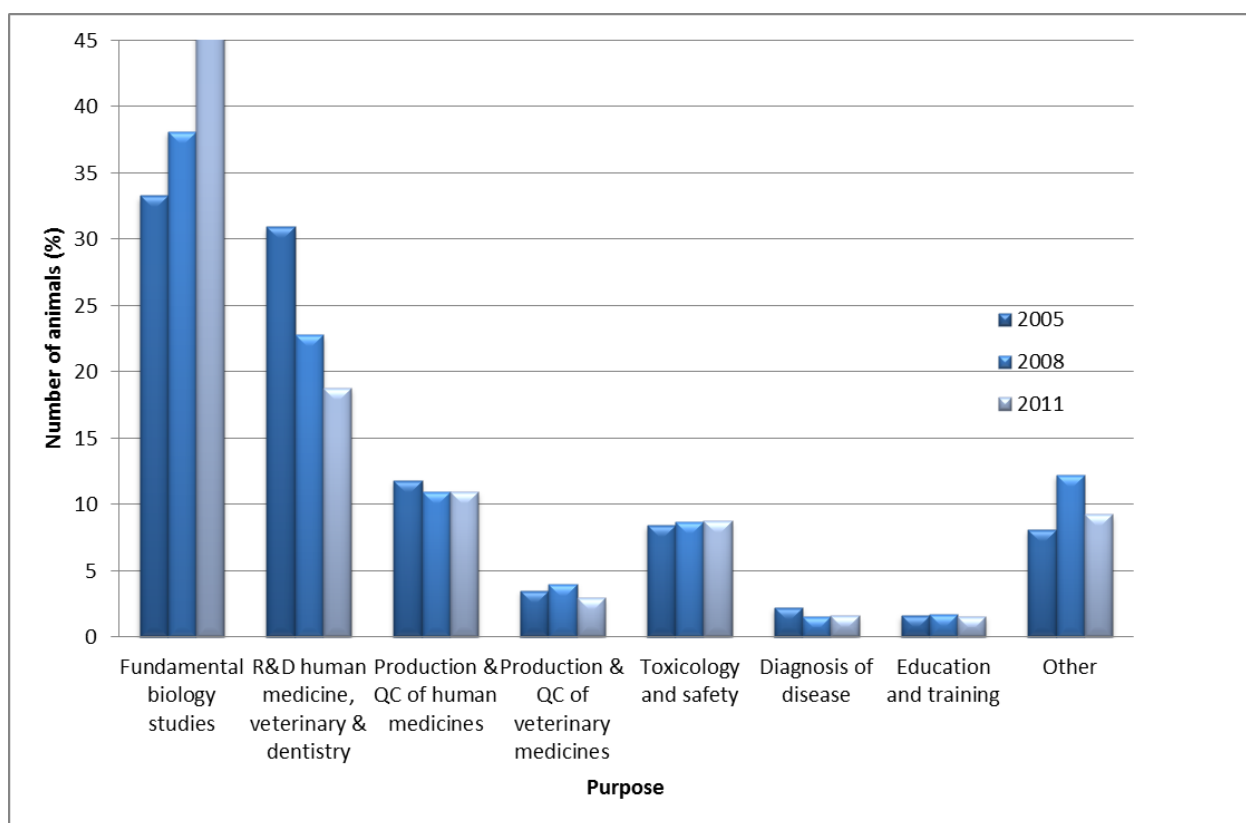


Figure 4. Percentage of animals used for selected purposes within the EU

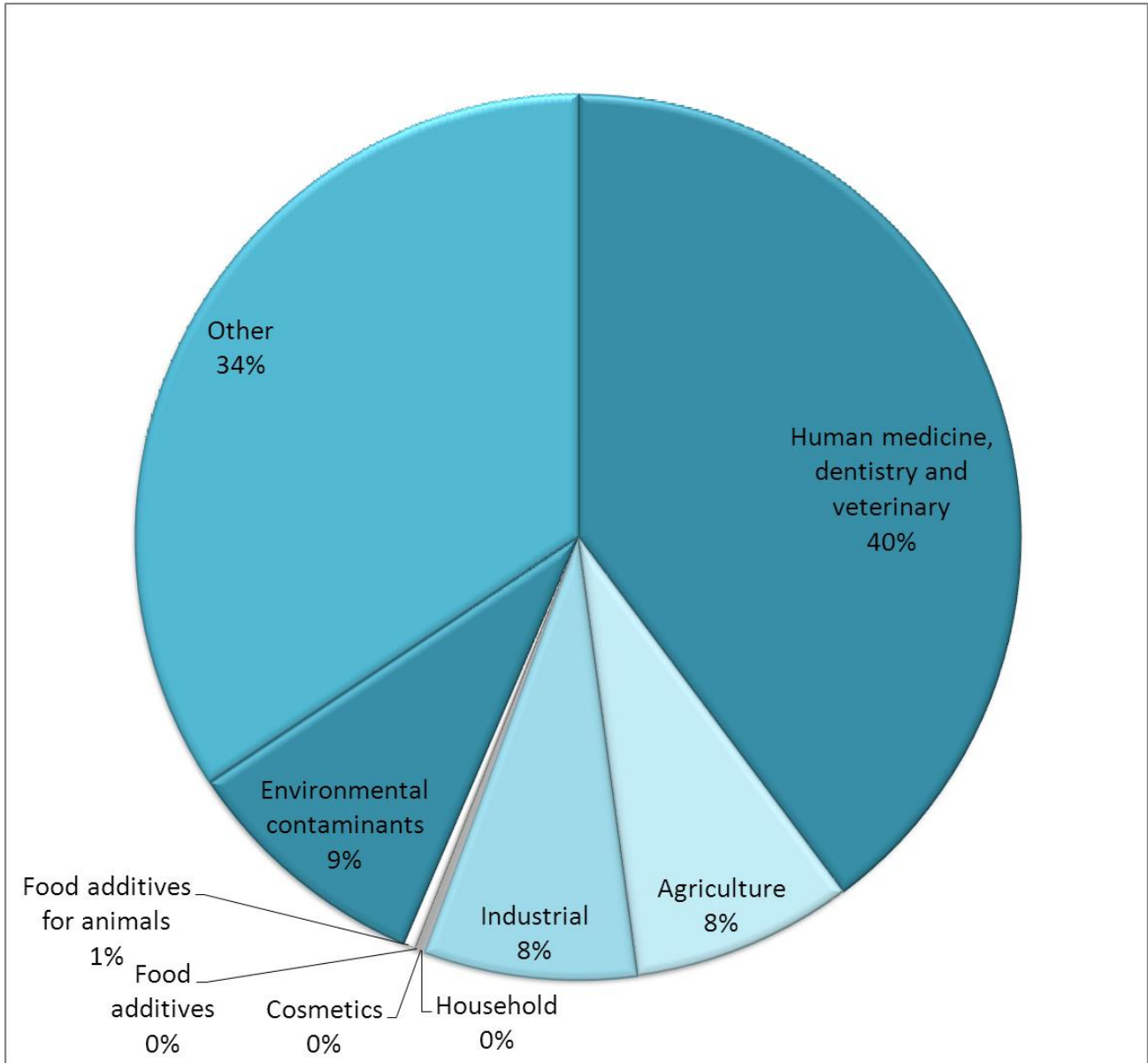


Figure 5. Percentage of animals used for toxicological and safety evaluation in 2011 within the EU. N.B. Products and substances used for cosmetics and toiletries is actually 0.24% and products and substances used for household products is actually 0.01%.

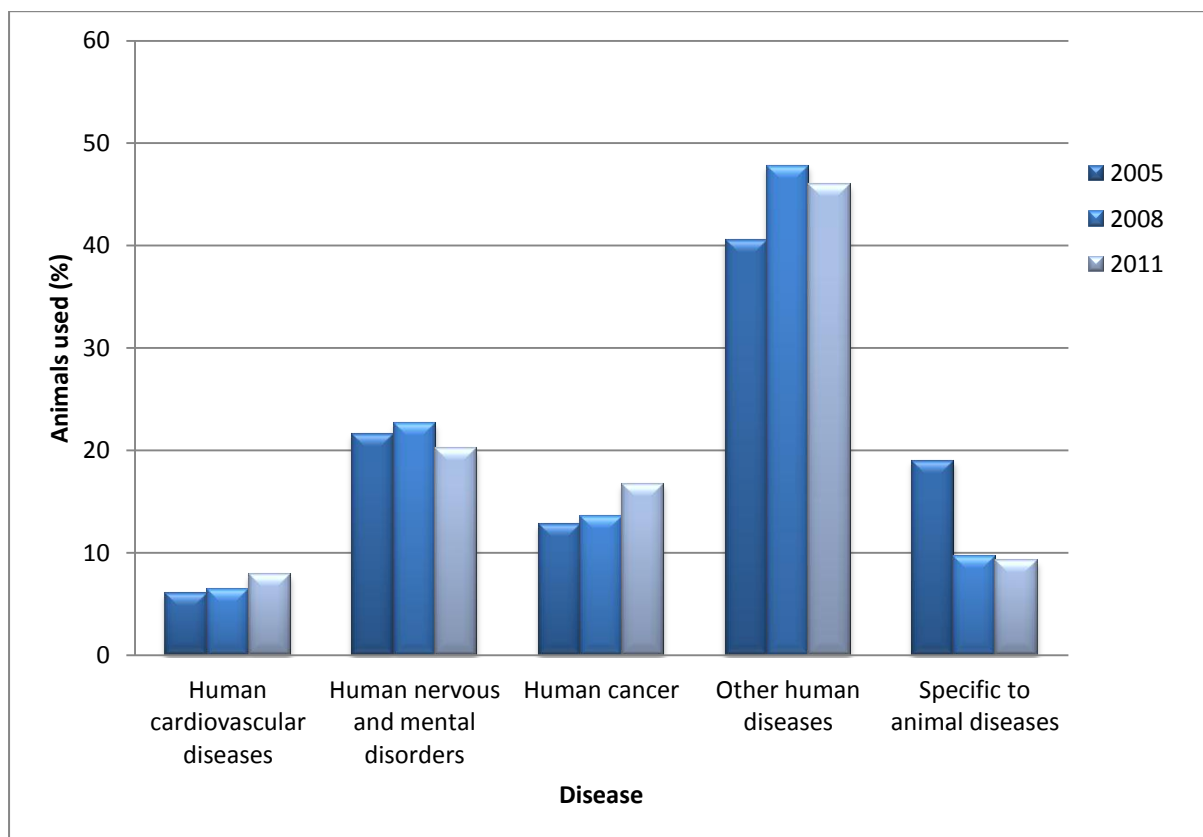


Figure 6. Percentage of animals used for the study of diseases within the EU.

Table 2. Overview of the numbers of animals used in the EU Member States in 2011.

Country	Overall number	% increase from 2008	Cosmetic testing	Household products testing	Use of primates	Use of dogs	Use of cats	Anything banned?
France	2,200,152	-5.5	40	0	1810	3032	569	No
UK	2,050,458	-9.6	0	0	1459	2872	172	No animals used to test cosmetic products or ingredients (policy?)
Germany	2,073,702	2.6	0	213	1770	2474	585	No tests for products or substances used in cosmetics or toiletries. (policy?)
Italy	781,815	-9.6	0	8	350	408	0	No
Belgium	665,079	-8.3	0	0	20	630	490	No
Netherlands	514,617	2.7	0	28	206	693	174	LD50/LC50 methods; ex. Dermal/respiratory. Tests for new or existing cosmetics. Tests on great apes since 2003.
Spain	900,127	0.3	0	47	343	1252	229	No
Sweden	271,041	-44.1	0	0	0	530	34	No

Country	Overall number	% increase from 2008	Cosmetic testing	Household products testing	Use of primates	Use of dogs	Use of cats	Anything banned?
Denmark	282,840	-5.0	0	386	0	470	0	No
Finland	136,043	-1.8	0	0	0	2805	454	No
Austria	191,288	-13.2	0	0	0	75	14	Tests for cosmetics since 1999. Tests on great apes since 2006.
Ireland	264,990	134.9	0	0	0	473	120	Tests for cosmetics.
Portugal	46,556	-8.5	0	0	0	20	0	Non-human primates continued to not be used (policy?) No animals used for cosmetics or additives in food for animal consumption (policy?)
Greece	28,001	-0.1	0	0	0	4	19	No cosmetics companies use animals (policy?)
Luxembourg	502	-86.9	0	0	0	0	0	No
Cyprus	1,328	-37.2	0	0	0	0	0	Only mice are used in experimental procedures (policy?)

Country	Overall number	% increase from 2008	Cosmetic testing	Household products testing	Use of primates	Use of dogs	Use of cats	Anything banned?
Czech Republic	354,196	71.8	0	0	30	1386	181	No
Estonia	41,035	17.9	0	0	0	0	0	No
Hungary	276,179	-9.4	0	0	7	675	34	No
Latvia	10,329	9.9	0	0	0	0	0	No
Lithuania	4,067	-27.1	0	0	0	0	0	No animals used for the testing of cosmetic products (policy?)
Malta	10	-98.6	0	0	0	0	0	No
Poland	282,160	2.3	0	0	0	229	480	No
Slovenia	11,874	-4.5	0	0	0	0	0	Testing of weapons, cosmetics, tobacco or alcohol products, tests using muscle paralysing substances without anaesthetic. Experiments on abandoned

Country	Overall number	% increase from 2008	Cosmetic testing	Household products testing	Use of primates	Use of dogs	Use of cats	Anything banned?
								animals. Non-human primates are not used in experiments (policy?)
Slovakia	15,717	-18.4	0	0	0	0	10	No
Romania	60,156	-0.1	50	155	0	0	0	No
Bulgaria	17,259	-47.0	0	0	0	0	8	Experiments with an educational purpose that cause death of the animal. Experiments that can achieve the same result with an alternative method not involving live animals. Stray cats or dogs used as experimental animals.

